


# VIBRATORY SEPARATOR

## SPECIFICATIONS & MEASUREMENTS

Electromechanical linear motion vibratory motors provide up to a .25" throw coupled with an effective distribution inlet which ensures utilization of screen area for proper cleaning.



Explosion proof motors are available as an option.

VIBRATORY SEPARATOR SPECIFICATIONS					
	SCALPING SCREEN AREA	SIFTING SCREEN AREA	CAPACITY ON WHEAT <small>*(Dependent on screen size)</small>	CFM	ASPIRATOR
M 206	37.5 SQ. FT. / 3.5 M <sup>2</sup>	37.5 SQ. FT. / 3.5 M <sup>2</sup>	750 BU/HR / 20 MT/HR	5,000/145M <sup>3</sup>	
M 208	50 SQ. FT. / 4.65M <sup>2</sup>	50 SQ. FT. / 4.65 M <sup>2</sup>	1150 BU/HR / 31 MT/HR	5,000/145M <sup>3</sup>	
S 206	37.5 SQ. FT. / 3.5 M <sup>2</sup>	37.5 SQ. FT. / 3.5 M <sup>2</sup>	2756 BU/HR / 75 MT/HR	5,000/145M <sup>3</sup>	

**NOTE: M= 6 DEGREE SLOPE, S= 12 DEGREE SLOPE**


MODEL	Height	Length	Width	Weight	Net Weight	Motor Requirement
M 206	73.44" 1856mm	107.56" 3502mm	94.50" 2400mm	4500 lbs. 2045 kgs.	2045 kgs.	1.5 HP (2) 1.2 kw (2)
M 208	76.59" 1945mm	137.91" 3502mm	94.50" 2400mm	5000 lbs. 2273 kgs.	2273 kgs.	1.5 HP (2) 1.2 kw (2)
S 206	81.88" 2080mm	106.78" 2712mm	94.50" 2400mm	4700 lbs. 2135 kgs.	2135 kgs.	1.5 HP (2) 1.2 kw (2)
S 208	88.22" 2241mm	136.59" 3469mm	94.50" 2400mm	5200 lbs. 2364 kgs.	2364 kgs.	1.5 HP (2) 1.2 kw (2)

**Complete laboratory service is at your disposal.** Carter Day's facility enables us to test your unique product sample in laboratory or full size equipment to aid in determining the right machine for your application. We invite you to participate in tests conducted at our facility in Minneapolis, Minnesota, USA.


C  
A  
R  
T  
E  
R  
D  
A  
Y

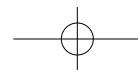
# VIBRATORY SEPARATOR

## MILLING SERIES



INTERNATIONAL





# CARTER DAY

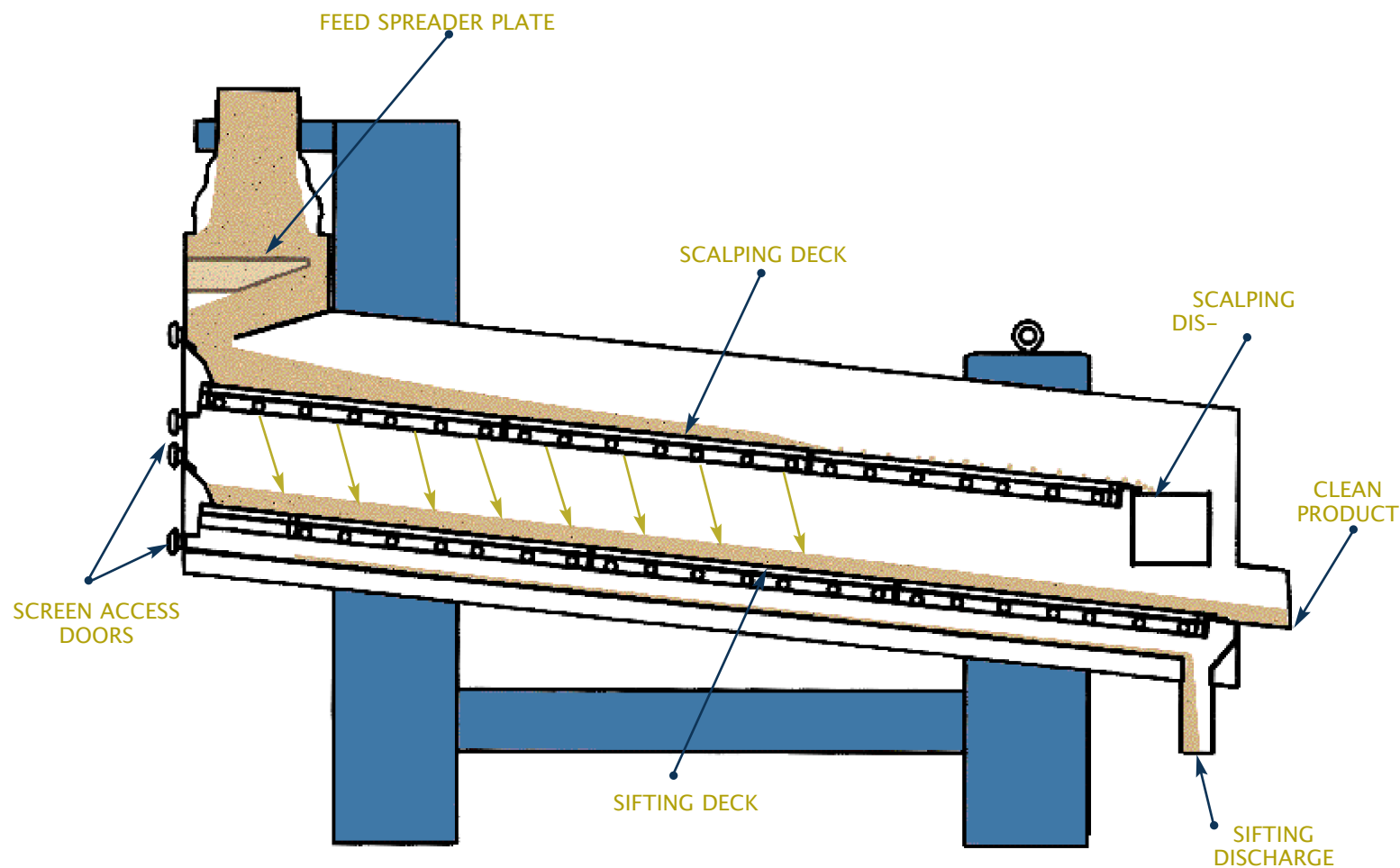
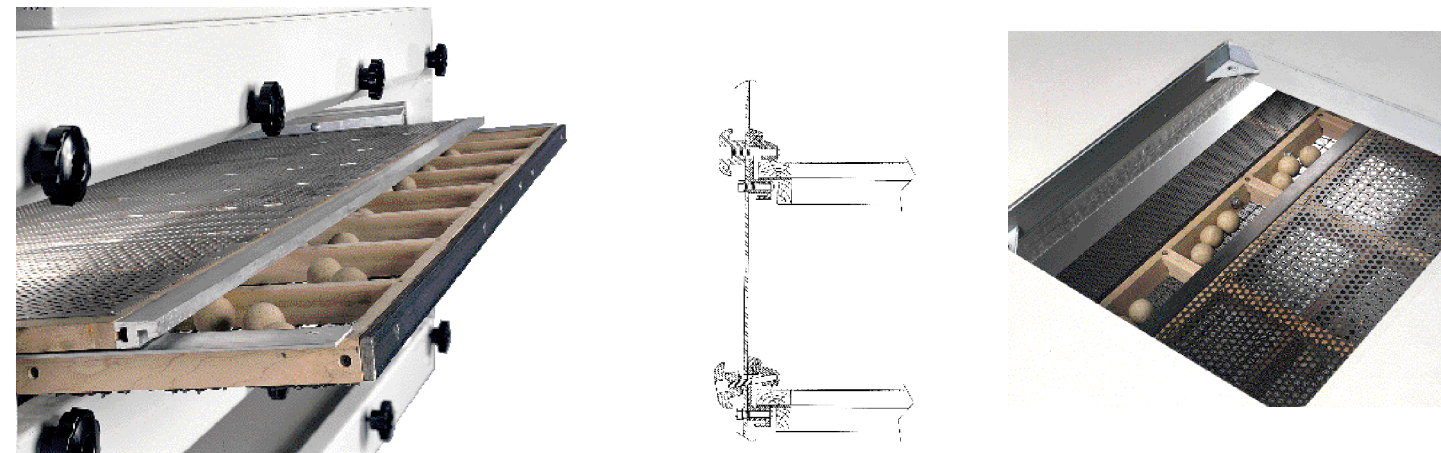
## VIBRATORY SEPARATOR

# THE CARTER DAY ADVANTAGE

The Vibratory Separator features high capacity scalping and screening specifically to remove large and small impurities from cereal grains. We offer this design in six degree and twelve degree slopes in either 75 sq. ft of screen area or 100 sq. ft of screen area.

Incoming grain is introduced to the top sieve for scalping oversize impurities, the grain and fines pass through the sieve openings to the bottom screen for undersize impurity removal. The cleaned grain is then discharged into an optional aspiration chamber which can be open or closed circuit.

The Carter Day screen frame design provides independent removal of screens from ball boxes with interlocking extrusions for ease of removal. All screens include an independent ball box with balls for screen cleaning. Extruded aluminum sieve runners provide positive clamping of wood screen frames to prevent leakage between decks and ease of removal.



**M 206**  
**VIBRATORY SEPARATOR**

### ASPIRATOR OPEN CIRCUIT



The product is evenly discharged from the vibratory separator into a vertical rising column of air which "floats" or aspirates the light particles therefore making a density separation. The velocity control, located on the side of the aspirator, provides precise air control and visual inspection of the aspirated product in the aspiration chamber.

### ASPIRATOR CLOSED CIRCUIT

The closed circuit aspirator provides a recirculating air source contained in one simple package. Return air from the fan is evenly distributed across the full width of the aspiration column, while the air velocity is controlled using a damper located at the fan discharge. The aspirated product is then removed by a screw conveyor located in the liftings chamber. A pull-out tray is located under the screw conveyor to enhance clean out.

